



IGSSA WINTER SPORT 2022

SHIELD STANDINGS FINAL 14/09/2022


1. For all sports - 3 points awarded for a win, 1 for a draw, and 0 for a loss.
2. Forfeits - 0 points for a forfeit, max score margin will be recorded.
3. BYES - 3 points awarded to the bye team, no score margin will be recorded.

4. Schools with no A Grade team will not be eligible for the B shield/pennant in the corresponding age category in that sport, and therefore will not accumulate premiership points in B Grade. Ineligible teams indicated with * on tables below.

5. In the event of duplicate games in a season (playing the same team twice), points will count for the first encounter between the two teams, and the second will be listed as N-S (non-shield) on the results table. Exception: Badminton A and Hockey A (6 team grades), all results count.


YELLOW = Shield/Pennant Winner (winner of 1v2 Grand Final Playoff)

SPORT - SENIOR A AFL

Position	Team	Played	Won	Drawn	Lost	Missing results	Pts	SD*
1	 Sco	9	9	0	0	0	27	372
2	Wil	9	7	0	2	0	21	226
3	Pem	9	7	0	2	0	21	166
4	Sey	9	6	1	2	0	19	219
5	Imm	9	5	1	3	0	16	116
6	Wes	9	4	0	5	0	12	-13
7	St P	9	2	0	5	0	6	-186
8	Wal	9	2	0	7	0	6	-234
9	Con	9	2	0	7	0	6	-301
10	Pul	9	0	0	9	0	0	-365


The 'maximum' win margin for IGSSA AFL is 48 points.

SPORT - MIDDLE A AFL


Position	Team	Played	Won	Drawn	Lost	Missing results	Pts	SD*
1	Sco	9	7	1	1	0	22	245
2	 Con	9	7	0	2	0	21	184
3	Wil	9	6	0	3	0	18	68
4	Pem	9	5	1	3	0	16	112
5	Sey	9	5	1	3	0	16	79
6	Imm	9	5	0	4	0	15	47
7	SHC	9	5	0	4	0	15	25
8	St P	9	2	1	6	0	7	-253
9	St Ig	9	1	0	8	0	3	-130
10	Wal	9	0	0	9	0	0	-377

The 'maximum' win margin for IGSSA AFL is 48 points.


SPORT - SENIOR A BADMINTON

Position	Team	Played	Won	Lost	Missing results	Pts	SD*(matches)
1	 Pem	9	9	0	0	27	32
2	Wil	9	7	2	0	21	36
3	St P	9	6	3	0	18	20
4	Sey	9	3	6	0	9	-28
5	Wal	9	1	8	0	3	-32
6	Imm	9	1	8	0	3	-28

SPORT - SENIOR B BADMINTON


Position	Team	Played	Won	Lost	Missing results	Pts	SD*(matches)
1	 Wil B1	9	9	0	0	27	32
2	Pem	9	8	1	0	24	42
3	Wil B2	9	7	2	0	21	18
4	St P B1	9	5	4	0	15	6
5	St P B2	9	4	5	0	12	-8
6	Sey	9	4	5	0	12	-10
7	Wal	9	3	5	1 (R6)	9	-14
8	Imm	9	1	8	0	3	-41
9	Wood*	9	3	5	1 (R6)	0	-25

SPORT - SENIOR A HOCKEY

Position	Team	Played	Won	Drawn	Lost	Missing results	Pts	SD*
1	 Pem	9	7	1	1	0	22	23
2	Sco	9	6	0	3	0	18	23
3	Wil	9	6	0	3	0	18	11
4	Sey	9	5	1	3	0	16	6
5	Imm	9	1	1	7	0	4	-38
6	Wal	9	0	1	8	0	1	-25


The 'maximum' win margin for IGSSA Hockey is 8 goals.

SPORT - SENIOR B HOCKEY

Position	Team	Played	Won	Drawn	Lost	Missing results	Pts	SD*
1	 Imm	7	4	1	2	0	13	0
2	Pem B1	7	4	0	3	0	12	13
3	Sco	7	3	0	4	0	9	-4
4	Wil	7	2	1	4	0	7	-19
5	Sey	7	1	0	6	0	3	-21
6	Pem B2	7	1	0	6	0	3	-31
7	St P*	7	7	0	0	0	0	45
7	Trin*	7	5	0	2	0	0	17


The 'maximum' win margin for IGSSA Hockey is 8 goals.

SPORT - SENIOR A NETBALL

Position	Team	Played	Won	Drawn	Lost	Missing results	Pts	SD*
1	Sco	9	9	0	0	0	27	113
2	 Wes	9	8	0	1	0	24	122
3	Pem	9	7	0	2	0	21	-4
4	Imm	9	5	0	4	0	15	56
5	St P	9	5	0	4	0	15	20
6	Con	9	5	0	4	0	15	-52
7	Sey	9	3	0	6	0	9	-58
8	Wil	9	2	0	7	0	6	-197


The 'maximum' win margin for IGSSA Netball is 30 goals

SPORT - SENIOR B NETBALL

Position	Team	Played	Won	Drawn	Lost	Missing results	Pts	SD*
1	 Sco	9	9	0	0	0	27	214
2	Wes	9	7	0	2	0	21	138
3	Sey	9	6	0	3	0	18	42
4	Imm	9	5	0	4	0	15	58
5	Pem	9	4	0	5	0	12	17
6	Con	9	3	0	6	0	9	-4
7	St P	9	3	0	6	0	9	-119
8	Wil	9	1	0	8	0	3	-177
9	Wal*	9	7	0	2	0	0	58
9	Pul*	9	0	0	9	0	0	-227

The 'maximum' win margin for IGSSA Netball is 30 goals

SPORT - INTERMEDIATE A NETBALL

Position	Team	Played	Won	Drawn	Lost	Missing results	Pts	SD*
1	 Imm A1	9	9	0	0	0	27	229
2	Sco	9	8	0	1	0	24	212
3	Sey	9	7	0	2	0	21	143
4	Wes	9	6	0	3	0	18	68
5	Imm A2	9	5	0	4	0	15	-41
6	Wil	9	4	0	5	0	12	-17
7	Con	9	3	0	6	0	9	-96
8	Pem	9	2	0	7	0	6	-118
9	Pul	9	1	0	8	0	3	-219
10	Wal	9	0	0	9	0	0	-221


The 'maximum' win margin for IGSSA Netball is 30 goals

SPORT - INTERMEDIATE B NETBALL - Non-Shield Competition

Position	Team	Played	Won	Drawn	Lost	Missing results	Pts	SD*
1	Imm B2	9	8	0	1	0	24	159
2	Sco	9	8	0	1	0	24	106
3	Wes	9	7	0	2	0	21	112
4	Sey	9	7	0	2	0	21	99
5	Wil	9	5	0	4	0	15	-3
6	Imm B1	9	4	0	5	0	12	12
7	Wal	9	3	0	6	0	9	-143
8	Con	9	2	0	7	0	6	-128
9	Pem	9	1	0	8	0	3	-214

The 'maximum' win margin for IGSSA Netball is 30 goals

SPORT - 9A NETBALL

Position	Team	Played	Won	Drawn	Lost	Missing results	Pts	SD*
1	 Wes	9	9	0	0	0	27	240
2	Pem	9	7	0	2	0	21	70
3	St P	9	7	0	2	0	21	20
4	Sco	9	6	0	3	0	18	46
5	Sey	9	5	0	4	0	15	-15
6	Con	9	4	0	5	0	12	-6
7	Imm	9	3	0	6	0	9	-67
8	Wil	9	2	0	7	0	6	-122
9	Wal	9	2	0	7	0	6	-166


The 'maximum' win margin for IGSSA Netball is 30 goals

SPORT - 9B NETBALL - Non-Shield Competition

Position	Team	Played	Won	Drawn	Lost	Missing results	Pts	SD*
1	Sco	9	9	0	0	0	27	190
2	Sey	9	8	0	1	0	24	118
3	Wes	9	6	0	3	0	18	66
4	Wil	9	5	0	4	0	15	-2
5	Con	9	4	0	5	0	12	31
6	St P	9	4	0	5	0	12	-70
7	Pem	9	4	0	5	0	12	-71
8	Imm	9	4	0	5	0	12	-89
9	Wal	9	2	0	7	0	6	-173

The 'maximum' win margin for IGSSA Netball is 30 goals

SPORT - 8A NETBALL

Position	Team	Played	Won	Drawn	Lost	Missing results	Pts	SD*
1	 Wes	9	9	0	0	0	27	148
2	Sco	9	6	1	2	0	19	83
3	Sey	9	6	1	2	0	19	61
4	Con	9	5	0	4	0	15	46
5	Imm	9	5	0	4	0	15	43
6	Wil	9	5	0	4	0	15	7
7	St P	9	5	0	4	0	15	5
8	Wal	9	2	0	7	0	6	-207
9	Pem	9	1	0	8	0	3	-186


The 'maximum' win margin for IGSSA Netball is 30 goals

SPORT - 8B NETBALL - Non-Shield Competition

Position	Team	Played	Won	Drawn	Lost	Missing results	Pts	SD*
1	Con	9	8	0	1	0	24	170
2	Sey	9	7	0	2	0	21	87
3	Wes	9	6	0	3	0	18	62
4	Sco	9	6	0	3	0	18	36
5	Imm	9	6	0	3	0	18	21
6	Pem	9	4	0	5	0	12	-31
7	Wil	9	4	0	5	0	12	-39
8	St P	9	2	0	7	0	6	-72
9	Wal	9	1	0	8	0	3	-234

The 'maximum' win margin for IGSSA Netball is 30 goals

SPORT - 7A NETBALL

Position	Team	Played	Won	Drawn	Lost	Missing results	Pts	SD*
1	Wes	9	8	1	0	0	25	174
2	 Con	9	7	0	2	0	21	106
3	Sco	9	6	0	3	0	18	105
4	Imm A1	9	6	0	3	0	18	97
5	Pem	9	5	1	3	0	16	75
6	St P	9	4	1	4	0	13	-48
7	Sey	9	3	0	6	0	9	-24
8	Imm A2	9	2	0	7	0	6	-103
9	Wil	9	1	1	7	0	4	-179
10	Wal	9	1	0	8	0	3	-203


The 'maximum' win margin for IGSSA Netball is 30 goals

SPORT - 7B NETBALL - Non-Shield Competition

Position	Team	Played	Won	Drawn	Lost	Missing results	Pts	SD*
1	Con	9	8	0	1	0	24	140
2	Sco	9	7	0	2	0	21	104
3	Pem	9	7	0	2	0	21	59
4	Sey	9	7	0	2	0	21	54
5	Imm	9	5	0	4	0	15	-24
6	Wil	9	3	1	5	0	10	-95
7	St P	9	2	1	6	0	7	-95
8	Wes	9	1	1	7	0	4	-113
9	Pul*	9	3	1	5	0	0	-30

The 'maximum' win margin for IGSSA Netball is 30 goals


SPORT - PREMIER LEAGUE SOCCER

Position	Team	Played	Won	Drawn	Lost	Missing results	Pts	SD*
1	 Sco	6	5	1	0	0	16	18
2	Wil	6	4	1	1	0	13	11
3	Sey	6	4	0	2	0	12	17
4	Imm	6	4	0	2	0	12	9
5	Pem	6	1	1	4	0	4	-7
6	St P	6	0	2	4	0	2	-19
7	Wal	6	0	1	5	0	1	-29

The 'maximum' win margin for IGSSA Soccer is 8 goals.

PL Soccer BYE = 0 points awarded. Results will only count for 6 games of season -all teams play each other once.

SPORT - DIVISION 1 SOCCER

Position	Team	Played	Won	Drawn	Lost	Missing results	Pts	SD*
1	 Wil	6	4	0	2	0	12	18
2	Sey	6	3	1	2	0	10	5
3	St P	6	0	2	4	0	2	-21
4	Imm	6	0	1	5	0	1	-38
5	Mer*	6	4	0	1	1 (R3)	0	18
5	St Mic*	6	4	0	2	0	0	7
5	Wes*	6	3	0	2	1 (R3)	0	11

The 'maximum' win margin for IGSSA Soccer is 8 goals.

D1 Soccer BYE = 0 points awarded. Results will only count for 6 games of season -all teams play each other once.